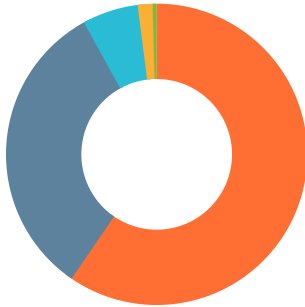


# Healthier Generation FY 2020 – 2021 Financials

This page displays the financial activities of Healthier Generation in the fiscal year ending June 30, 2021.

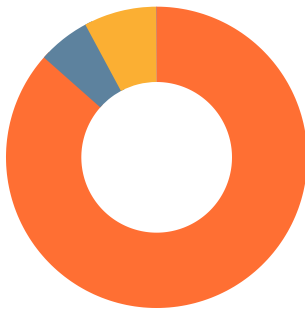


## Revenue

Foundations & Grants	9,964,310
Corporate & Sponsorship	5,425,000
Government	1,004,341
Consulting & Other Income	266,264
Individual	72,577

---

**Total** **\$ 16,732,492**

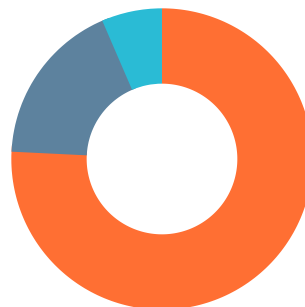


## Expenses

Salaries & Benefits	8,876,677
Professional Fees	575,588
Travel & Meetings	3,658
Other Expenses	801,907

---

**Total** **\$ 10,257,830**



## Expenses Breakdown

Total Program Expenses	7,772,744
Total Administrative Expenses	1,819,341
Total Fundraising Expenses	665,745

---

**Total** **\$ 10,257,830**